

Industrial LED Rope Lights AC110V | AC230V User Manual

Please read the manual carefully before using it
Please keep manual after reading

LED strip, 6000K, 1050lm/m, 180LED/m, IP65

Introduction -EN

This user manual must be read before use and kept for future reference.

Technical data

Voltage	110V
Length	15/25/50 meters
Width x height	18mm x 8mm
Lumens per. meter	1050lm/m
Power consumption	300W - 12W/m
Light color (kelvin)	6000K
Light diffusion	120°
IP class	IP65
Omgivelsestemperatur	-25°C til 45°C
LED type, pcs	SMD2835, 180LED/m
Levetid	30.000 Hours
Flicker-free	Yes
Certifikations	CE



Safety specifications

- Make sure that the voltage in the socket is the same as on the product.
- Place the LED strip out of reach of children.
- The LED strip must always be fully unrolled before it is connected to power.
- Never use the LED strip once it is rolled up on the drum. This can cause overheating.
- Do not use the LED strip if it is damaged. Always check the LED strip before using it.
- Avoid hard twisting. This can cause internal breakage of the LED strip.
- If the cable or LED strip is damaged, the product must be discarded.
- Multiple cables can NOT be connected together without changing the transformer (additional purchase)
- This appliance is not intended for use by children

or people with impaired physical, sensory or mental functioning, or by people with a lack of experience and knowledge of the use, if they have not been instructed in advance by a person responsible for their safety.

Use:

1. Carefully pull out the LED strip from the drum.
 2. Install the LED strip according to the installation instructions.
 3. Connect to a suitable power outlet.
 4. When the work is finished, disconnect the product from the power outlet or turn off the power.
 5. If necessary, clean the LED strip and connection cable with a dry or damp cloth. Never use chemicals.
- ATTENTION! The product must not be connected to power when it is mounted or rolled out/in on the drum.

Introduction -EN

This user manual must be read before use and kept for future reference.

Technical data

Voltage	220-240V
Length	15/25/50 meters
Width x height	18mm x 8mm
Lumens per. meter	1050lm/m
Power consumption	300W - 12W/m
Light color (kelvin)	6000K
Light diffusion	120°
IP class	IP65
Omgivelsestemperatur	-25°c til 45°c
LED type, pcs	SMD2835, 180LED/m
Levetid	30.000 Hours
Flicker-free	Yes
Certifikations	CE



Safety specifications

- Make sure that the voltage in the socket is the same as on the product.
- Place the LED strip out of reach of children.
- The LED strip must always be fully unrolled before it is connected to power.
- Never use the LED strip once it is rolled up on the drum. This can cause overheating.
- Do not use the LED strip if it is damaged. Always check the LED strip before using it.
- Avoid hard twisting. This can cause internal breakage of the LED strip.
- If the cable or LED strip is damaged, the product must be discarded.
- Multiple cables can NOT be connected together without changing the transformer (additional purchase)
- This appliance is not intended for use by children

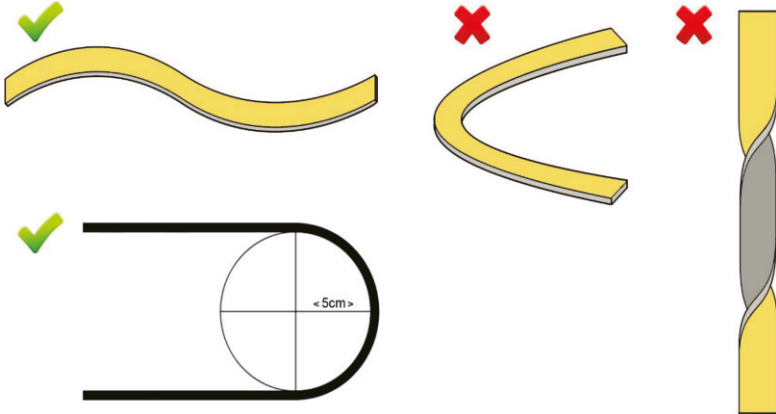
or people with impaired physical, sensory or mental functioning, or by people with a lack of experience and knowledge of the use, if they have not been instructed in advance by a person responsible for their safety.

Use:

1. Carefully pull out the LED strip from the drum.
 2. Install the LED strip according to the installation instructions.
 3. Connect to a suitable power outlet.
 4. When the work is finished, disconnect the product from the power outlet or turn off the power.
 5. If necessary, clean the LED strip and connection cable with a dry or damp cloth. Never use chemicals.
- ATTENTION! The product must not be connected to power when it is mounted or rolled out/in on the drum.

Mounting

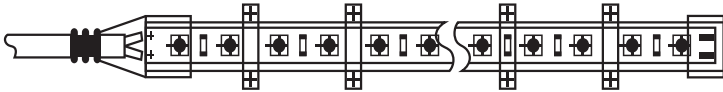
Take the following into account when installing:



The cable and connection must never be loaded. The LED strip must also not be twisted.

The LED strip is fully enclosed and made for versatile use. It can be mounted in different ways and works just as well horizontally as vertically. When the LED strip is to be mounted, it is important that the enclosure is kept intact. We recommend the use of the following fixing brackets:


1: Led strips cable clamps.



2: Aluminum profiles.

3: Strips (temporary use)

4: Hooks (temporary use)





NightSearcher Limited
Unit 4 Applied House, Fitzherbert Spur,
Farlington, Portsmouth, Hampshire,
PO6 1TT, UK
T: +44 (0)23 9238 9774 | E: sales@nightsearcher.co.uk



To find out more information about this product in multiple languages, please go to nightsearcher.co.uk or scan this QR code.

Um weitere Informationen zu diesem Produkt in mehreren Sprachen zu erhalten, besuchen Sie bitte nightsearcher.co.uk oder scannen Sie diesen QR-Code.

Pour obtenir plus d'informations sur ce produit dans plusieurs langues, veuillez visiter nightsearcher.co.uk ou scanner ce code QR.

Para obtener más información sobre este producto en varios idiomas, visite nightsearcher.co.uk o escanee este código QR.

Per ottenere ulteriori informazioni su questo prodotto in più lingue, visita nightsearcher.co.uk o scannerizza questo codice QR.

Warranty | Garantie | Garantie | Garantía | Garanzia

All nightsearcher products have a 3-year standard warranty on all manufacturing defects from the date of purchase. For extended 5 year warranty please visit <https://nightsearcher.co.uk/en/extended-warranty.html> proof of purchase is required.

If at any time, you need to dispose of this product or parts of this product: please note that waste electrical products, should not be disposed of with ordinary household waste. Recycle where facilities exist. Check with your local authority for recycling advice. Alternatively, nightsearcher is happy to take receipt of this product at end-of-life and will recycle it on your behalf.

Alle nightsearcher-produkte haben eine 3-jährige standardgarantie auf alle herstellungsfehler ab kaufdatum.

Für eine erweiterte 5-jahres-garantie besuchen sie bitte <https://nightsearcher.co.uk/en/extended-warranty.html> ein kaufnachweis ist erforderlich.

Wenn sie dieses produkt oder teile davon entsorgen müssen, beachten sie bitte, dass elektrische abfallprodukte nicht mit dem normalen haussmüll entsorgt werden dürfen. Recyceln sie, wo es einrichtungen gibt. Erkundigen sie sich bei ihrer lokalen behörde nach recycling-tipps. Alternativ nimmt nightsearcher dieses produkt am ende seiner lebensdauer gerne entgegen und recycelt es für sie.

Tous les produits nightsearcher bénéficient d'une garantie standard de 3 ans sur tous les défauts de fabrication à compter de la date d'achat. Pour une garantie étendue de 5 ans, veuillez visiter <https://nightsearcher.co.uk/en/extended-warranty.html> une preuve d'achat est requise.

Si, à tout moment, vous devez vous débarrasser de ce produit ou de ses composants, veuillez noter que les produits électriques usagés ne doivent pas être jetés avec les déchets ménagers ordinaires. Recyclez là où des installations existent. Consultez votre autorité locale pour des conseils sur le recyclage. Alternativement, nightsearcher est heureux de récupérer ce produit en fin de vie et de le recycler en votre nom.

Todos los productos de nightsearcher tienen una garantía estándar de 3 años sobre todos los defectos de fabricación desde la fecha de compra. Para una garantía extendida de 5 años, visite <https://nightsearcher.co.uk/en/extended-warranty.html> se requiere una prueba de compra.

Si en algún momento necesita desechar este producto o partes de este producto, tenga en cuenta que los productos eléctricos de desecho no deben desecharse con los residuos domésticos ordinarios. Recicle donde existan instalaciones. Consulte con su autoridad local para obtener consejos sobre reciclaje. Alternativamente, nightsearcher estará encantado de recibir este producto al final de su vida útil y lo reciclará en su nombre.

Tutti i prodotti nightsearcher hanno una garanzia standard di 3 anni su tutti i difetti di fabbricazione dalla data di acquisto.

Per una garanzia estesa di 5 anni, visitare <https://nightsearcher.co.uk/en/extended-warranty.html> è richiesta una prova di acquisto.

Se in qualsiasi momento è necessario smaltire questo prodotto o parti di esso, si prega di notare che i rifiuti elettrici non devono essere smaltiti con i normali rifiuti domestici. Riciclare dove esistono le strutture. Consultare le autorità locali per consigli sul riciclaggio. In alternativa, nightsearcher è felice di ricevere questo prodotto a fine vita e lo riciclerà per vostro conto.

Product weight Produktgewicht Poids du produit Peso del producto Peso del prodotto	3kg	4kg	7kg
NS code Teilenummer Numéro de pièce Número de parte Numero di parte	NSRL15-230/110V	NSRL25-230/110V	NSRL50-110/230V

