




Installing the sky hook:



Product weight	7.8kg
Product size	400x200mm
NS Part No.	NSLUNARSTAR40K

Screw the sky hook into the top of the light head, ensure its secured tight before hanging.


**Optional 4m tripod: NSCode: SPTRIOPOD4
Installation, when using 4m tripod:**




1 Mount the light head onto the tripod and use the locking bolt to secure in place.

2 Angle the light head using this wing nut bolt. Support the light head when adjusting.

Secure the guides here




3 Its recommended to use the supplied guide lines to secure the tripod on ruff terrain or harsh weather conditions.



④ Before raising the tripod pull out the spring loaded pins. Its recommended to raise the tripod 1 section at a time, starting from the top.

⑤ Use the winch handle to raise the tripod.



⑥ As each tripod section is extended, lock off these wing nuts.



⑦ If using the guide lines, please use the supplied pegs to secure these in place.

Warning:

- Keep cables out of harm's way, and clear of the work area.
- Ensure the power is switched OFF before plugging into the power supply.
- When unplugging always pull the plug, not the cable.
- Ensure the work light is stable and it has a firm footing or suspended from a suitable location.
- Do NOT pull or lift the product by the cable.
- Always make sure the light system is disconnected from any power sources and turned off when performing any routine cleaning or maintenance.
- Keep out of reach of children.
- Do not try to repair the light or cable yourself.

In case of any problems or questions please contact NightSearcher Limited or an authorised distributor.



NightSearcher Limited
 Unit 4 Applied House, Fitzherbert
 Spur, Farlington, Portsmouth,
 Hampshire, PO6 1TT, UK
 T: +44 (0)23 9238 9774
 E: sales@nightsearcher.co.uk

To view and download the full manual
 in multiple languages please go to
<https://nightsearcher.co.uk/en/products-manuals.html>
 Or scan this QR code.



All NightSearcher products have a 3-year standard warranty on all manufacturing defects from the date of purchase. For extended 5 year warranty please visit <https://nightsearcher.co.uk/en/extended-warranty.html> proof of purchase is required.

If at any time, you need to dispose of this product or parts of this product: please note that waste electrical products and bulbs should not be disposed of with ordinary household waste. Recycle where facilities exist. Check with your local authority for recycling advice. Alternatively, NightSearcher is happy to take receipt of this product at end-of-life and will recycle it on your behalf.

