






Product weight	8.6kg
Product size	265x820mm
NS Part No.	NSLUNARSTAR28K

**Optional 2.6m tripod:**  
NSCode: SPTRIOPOD2.6

**Installation, when using optional tripod:**



**1** Remove the four hex screws from the bottom of the lamp body.



Secure the guides here


**4** Its recommended to use the supplied guide lines to secure the tripod on ruff terrain or harsh weather conditions.



**3** Open the tripod bracket and align the hole with tripod fitting, then attach the safety bolt and tighten it.

**2** Install tripod fittings and tighten the four hex screws.





⑤ Before raising the tripod pull out the spring loaded pin.

⑥ Use the winch handle to raise the tripod.



⑦ Once the tripod section is extended, lock off these wing nut.

⑧ If using the guide lines, please use the supplied pegs to secure these in place.

**Warning:**

- Keep cables out of harm's way, and clear of the work area.
- Ensure the power is switched OFF before plugging into the power supply.
- When unplugging always pull the plug, not the cable.
- Ensure the work light is stable and it has a firm footing or suspended from a suitable location.
- Do NOT pull or lift the product by the cable.
- Always make sure the light system is disconnected from any power sources and turned off when performing any routine cleaning or maintenance.
- Keep out of reach of children.
- Do not try to repair the light or cable yourself. In case of any problems or questions please contact NightSearcher Limited or an authorised distributor.



**NightSearcher Limited**  
 Unit 4 Applied House, Fitzherbert  
 Spur, Farlington, Portsmouth,  
 Hampshire, PO6 1TT, UK  
 T: +44 (0)23 9238 9774  
 E: [sales@nightsearcher.co.uk](mailto:sales@nightsearcher.co.uk)

To view and download the full manual  
 in multiple languages please go to  
<https://nightsearcher.co.uk/en/products-manuals.html>  
 Or scan this QR code.



All NightSearcher products have a 3-year standard warranty on all manufacturing defects from the date of purchase. For extended 5 year warranty please visit <https://nightsearcher.co.uk/en/extended-warranty.html> proof of purchase is required.

If at any time, you need to dispose of this product or parts of this product: please note that waste electrical products and bulbs should not be disposed of with ordinary household waste. Recycle where facilities exist. Check with your local authority for recycling advice. Alternatively, NightSearcher is happy to take receipt of this product at end-of-life and will recycle it on your behalf.

